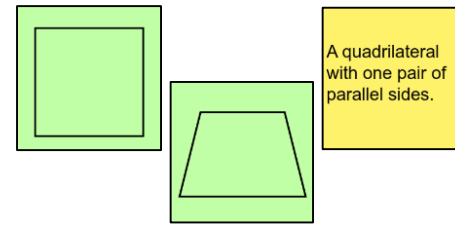


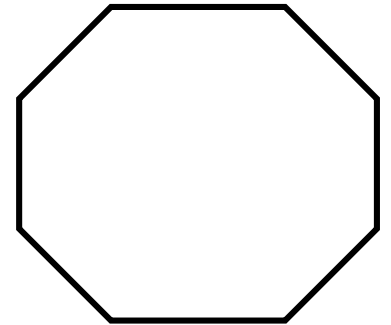
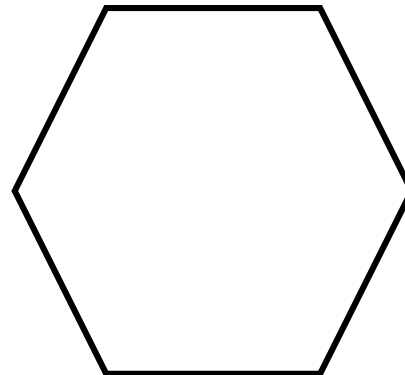
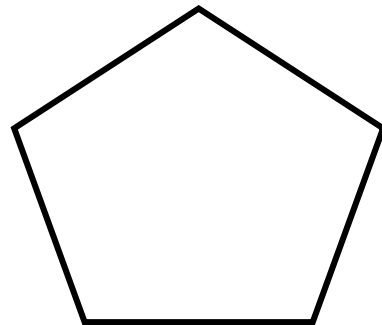
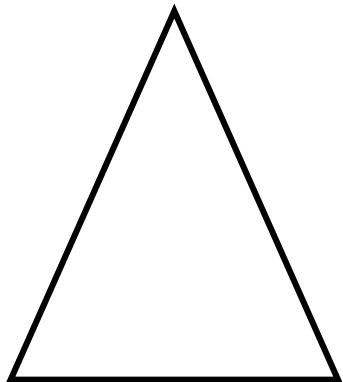
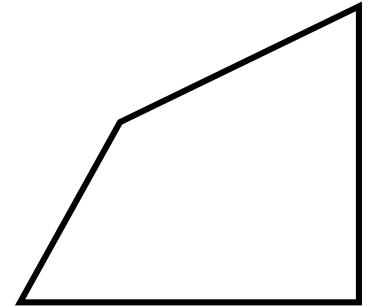
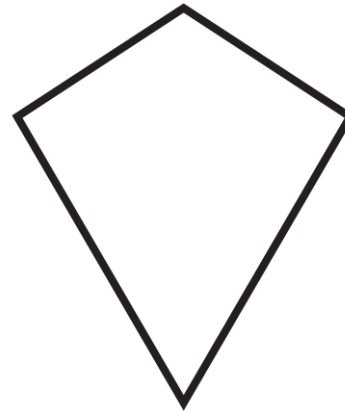
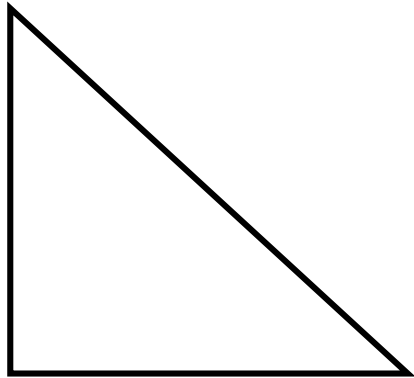
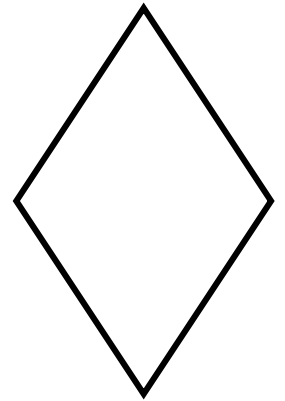
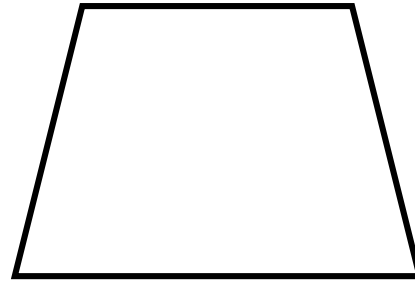

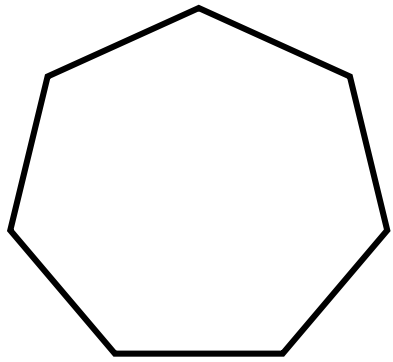
Shape Match



Materials: set of Shape Match cards

1. Work with a partner. Place a set of Shape Match cards faceup on the table.
2. Take turns to match a clue card with a picture card. Explain your reasoning.
3. Once you have matched all the clue cards with picture cards compare your work with another partnership. If you disagree with any matches the other partnership has made you must discuss and defend your answers until you all come to an agreement.

Challenge: Use the cards to play a memory game with your partner. Turn all the cards facedown, with the picture cards in one row and the clue cards in another row. Take turns to flip over two cards. If the cards match the player keeps them and has another turn. If they do not match, the player turns the cards back over and play passes to the next player. Continue playing until all pairs have been picked up, then count to see who has the most cards.



A polygon with 7 sides and 7 angles.

A quadrilateral with 4 equal sides and 4 right angles.

A quadrilateral with one pair of parallel sides.

A quadrilateral with 2 pairs of parallel sides and no right angles.

A polygon with 3 sides and 1 right angle.

A quadrilateral with 4 right angles. Opposite sides are parallel and of equal length.

A quadrilateral with no parallel sides that looks like a kite.

A polygon with 4 sides and 4 angles.

A polygon with 3 sides and 3 angles.

A polygon with 5 sides and 5 angles.

A polygon with 6 sides and 6 angles.

A polygon with 8 sides and 8 angles.